

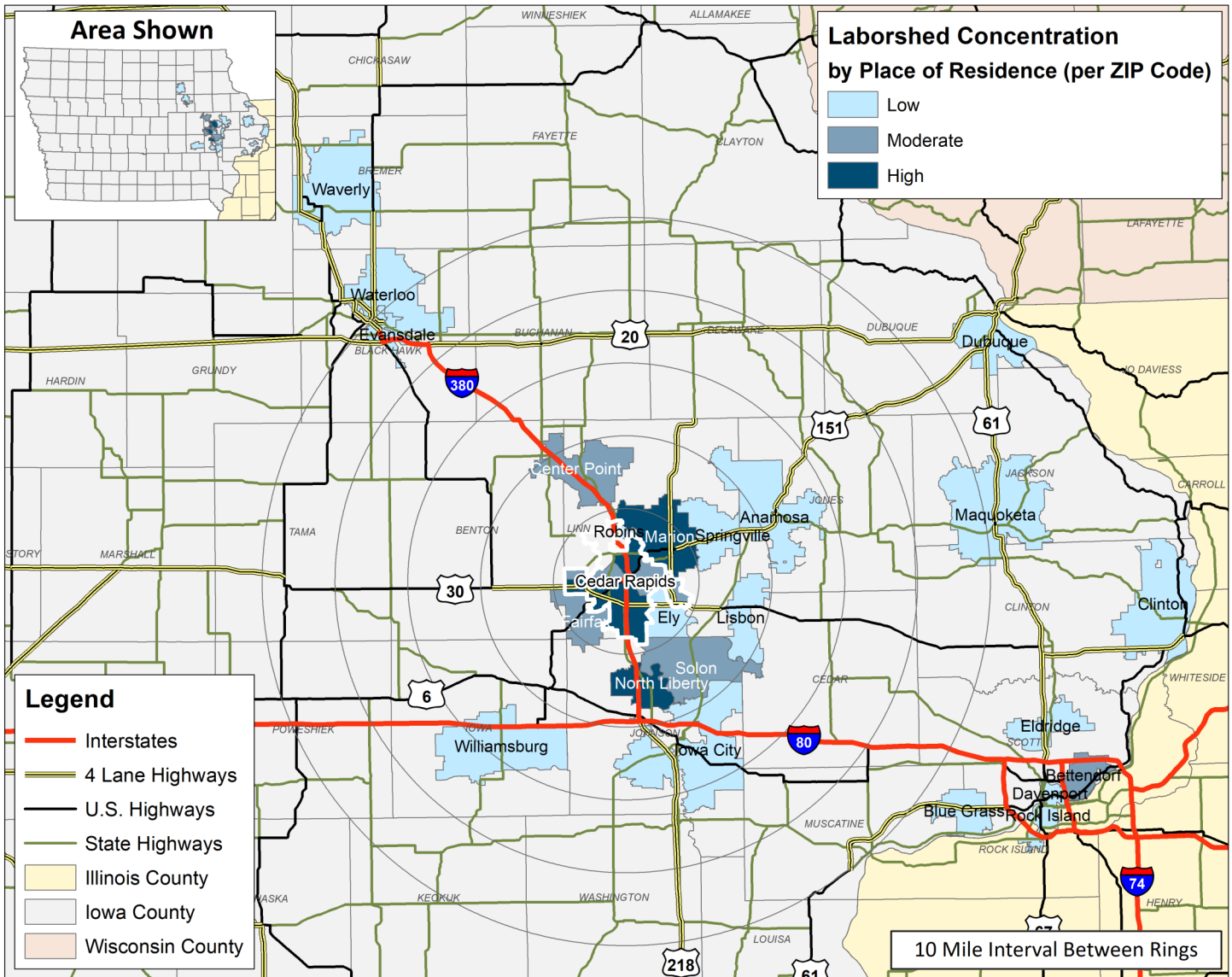
LABOR CHARACTERISTICS

FINANCIAL SERVICES



CEDAR RAPIDS, IA LABORSHED AREA

**CONCENTRATION OF RESPONDENTS WITHIN THE LABORSHED AREA
WITH TRANSFERABLE EXPERIENCE/SKILLS BY PLACE OF RESIDENCE**



Workers who have transferable experience/skills in the industry are currently commuting an average of 8 miles one way for work. Those who are likely to change/accept employment are willing to commute an average of 21 miles one way for the right employment opportunity.

FOR MORE INFORMATION REGARDING THE CEDAR RAPIDS, IA LABORSHED, CONTACT:

LABOR CHARACTERISTICS



FINANCIAL SERVICES

ESTIMATED AVAILABLE LABOR PER OCCUPATIONAL CATEGORY:

- Accountants & Auditors - 3,851
- Bill & Account Collectors - 1,286
- Billing & Posting Clerks - 2,567
- Bookkeeping, Accounting, & Auditing Clerks - 5,135
- Compliance Officers - 1,281
- Computer & Information Systems Managers - 3,850
- Credit Analysts - 2,566
- Credit Authorizers, Checkers, & Clerks - 1,287
- Customer Service Representatives - 12,837
- Database Administrators - 1,285
- Financial Analysts - 1,282
- Financial Managers - 1,280
- Insurance Claims & Policy Processing Clerks - 1,288
- Insurance Sales Agents - 3,852
- Loan Interviewers & Clerks - 2,568
- Loan Officers - 1,284
- Personal Financial Advisors - 1,283
- Supervisors of Office & Administrative Support Workers - 16,688

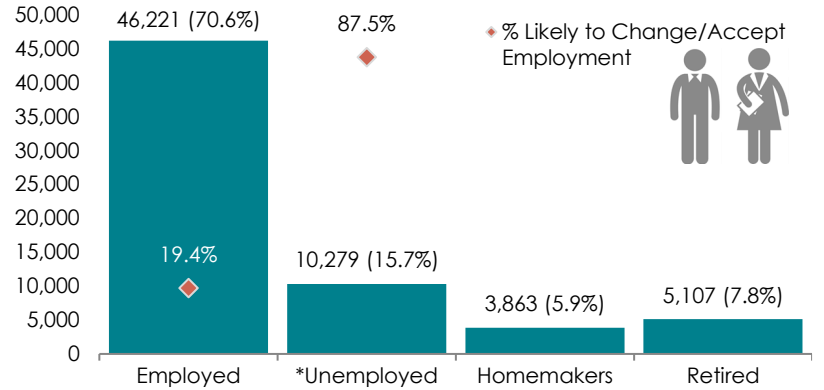
AN ESTIMATED TOTAL OF **65,470** PEOPLE IN THE LABORSHED AREA

UNDEREMPLOYMENT (ESTIMATED):

- Low hours - 2.0% (117)
- Low income - 0.0%
- Mismatch of skills - 7.8% (457)
- Total - 7.8% (457)

(Individuals counted only once when estimating Total Underemployment.)

ESTIMATED TOTAL BY EMPLOYMENT STATUS (PERCENTAGE):



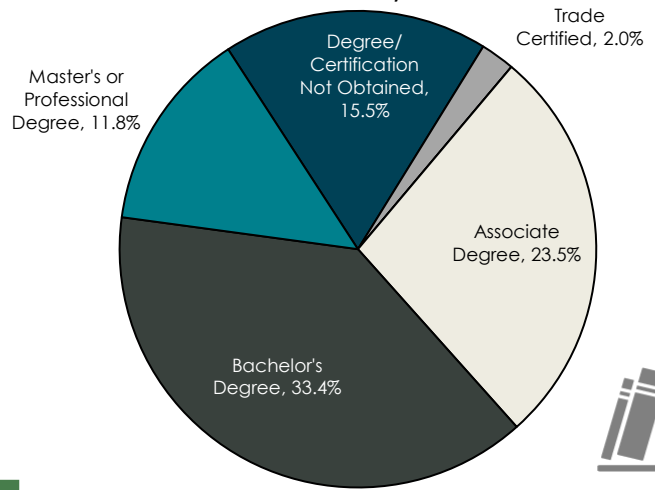
**Employment status is self-identified by the survey respondent. The unemployment percentage does not reflect the unemployment rate published by the U.S. Bureau of Labor Statistics, which applies a stricter definition.*

EMPLOYMENT STATS:

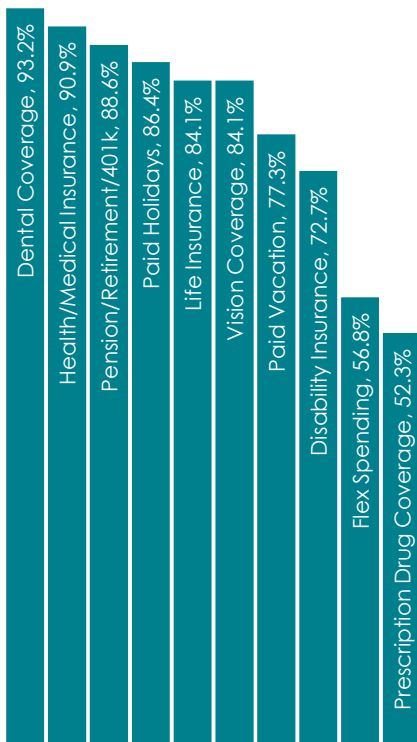
- 47.1% paid an hourly wage
- 93.9% are/were employed full-time
- 6.1% are/were employed part-time
- 18.4% are/were self-employed
- 13.9% hold two or more jobs
- Currently working an average of 43 hours/week

EDUCATIONAL LEVEL:

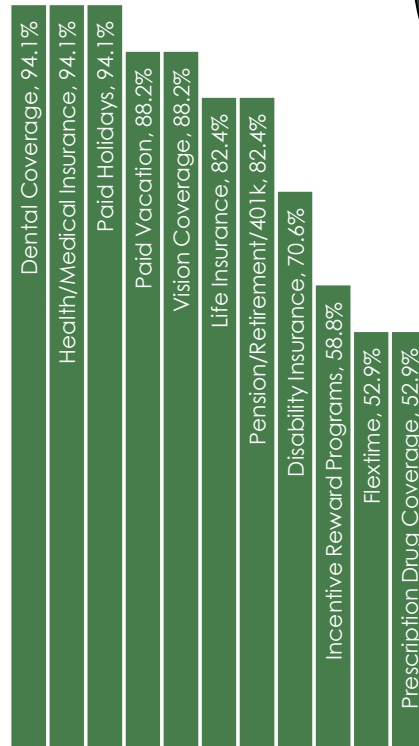
(86.2% HAVE AN EDUCATION BEYOND HIGH SCHOOL)



CURRENT BENEFITS:



DESIRED BENEFITS:



TOP JOB SEARCH RESOURCES:

(For those seeking employment opportunities, by use.)

- Internet - 82.0%
 - www.indeed.com
 - www.linkedin.com
 - www.monster.com
- Networking through friends, family or acquaintances - 42.0%
- IowaWORKS Centers - 28.0%
- Private Employment Services - 18.0%



LABOR CHARACTERISTICS



FINANCIAL SERVICES

OCCUPATION	OCCUPATIONAL CODE	MEAN WAGE	ENTRY WAGE	EXPERIENCED WAGE	MEDIAN WAGE	MEAN ANNUAL SALARY
Accountants and Auditors	13-2011	\$34.20	\$22.31	\$40.14	\$30.37	\$71,135
Actuaries	15-2011	\$53.20	\$37.14	\$61.23	\$52.23	\$110,664
Bill and Account Collectors	43-3011	\$15.76	\$13.18	\$17.05	\$14.48	\$32,777
Billing and Posting Clerks	43-3021	\$19.85	\$15.29	\$22.12	\$18.89	\$41,281
Bookkeeping, Accounting, and Auditing Clerks	43-3031	\$19.56	\$12.72	\$22.99	\$18.64	\$40,692
Brokerage Clerks	43-4011	\$20.51	\$15.13	\$23.20	\$18.69	\$42,655
Claims Adjusters, Examiners, and Investigators	13-1031	\$29.98	\$20.71	\$34.61	\$29.52	\$62,355
Compliance Officers	13-1041	\$31.43	\$21.64	\$36.32	\$29.85	\$65,368
Computer and Information Systems Managers	11-3021	\$57.40	\$39.88	\$66.16	\$55.00	\$119,397
Credit Analysts	13-2041	\$39.79	\$22.45	\$48.46	\$33.40	\$82,760
Credit Counselors	13-2071	\$20.26	\$14.30	\$23.24	\$18.86	\$42,146
Customer Service Representatives	43-4051	\$18.88	\$12.46	\$22.09	\$17.48	\$39,269
Financial Clerks, All Other	43-3099	\$19.98	\$15.73	\$22.10	\$18.86	\$41,553
Financial Examiners	13-2061	\$38.02	\$24.56	\$44.75	\$32.96	\$79,074
Financial Managers	11-3031	\$54.60	\$32.09	\$65.85	\$48.57	\$113,560
First-Line Supervisors of Non-Retail Sales Workers	41-1012	\$38.20	\$23.70	\$45.45	\$35.51	\$79,463
First-Line Supervisors of Office and Administrative Support Workers	43-1011	\$26.95	\$18.08	\$31.38	\$25.40	\$56,054
Insurance Claims and Policy Processing Clerks	43-9041	\$19.78	\$15.68	\$21.83	\$19.27	\$41,138
Insurance Sales Agents	41-3021	\$33.17	\$15.41	\$42.05	\$24.60	\$68,992
Insurance Underwriters	13-2053	\$32.31	\$21.45	\$37.73	\$29.95	\$67,195
Loan Interviewers and Clerks	43-4131	\$19.74	\$15.81	\$21.70	\$19.18	\$41,049
Loan Officers	13-2072	\$34.56	\$19.71	\$41.98	\$31.66	\$71,878
New Accounts Clerks	43-4141	\$17.47	\$13.56	\$19.43	\$16.82	\$36,347
Personal Financial Advisors	13-2052	\$39.41	\$16.77	\$50.73	\$29.24	\$81,971
Securities, Commodities, and Financial Services Sales Agents	41-3031	\$31.77	\$17.30	\$39.00	\$23.71	\$66,074
Statistical Assistants	43-9111	\$29.24	\$20.54	\$33.60	\$26.12	\$60,827
Statisticians	15-2041	\$29.05	\$15.27	\$35.94	\$24.44	\$60,424
Telemarketers	41-9041	\$14.17	\$10.54	\$15.99	\$13.57	\$29,476
Tellers	43-3071	\$14.25	\$11.26	\$15.75	\$14.25	\$29,646

The 2021 Iowa Wage data for the Cedar Rapids Laborshed area was produced by the Labor Force & Occupational Analysis Bureau to provide communities local information on wages by occupation. The source of the wage and employment data is based on the May 2020 OES estimates. Additional occupational wage and employment data can be found at www.iowalmi.gov/laborshed.