

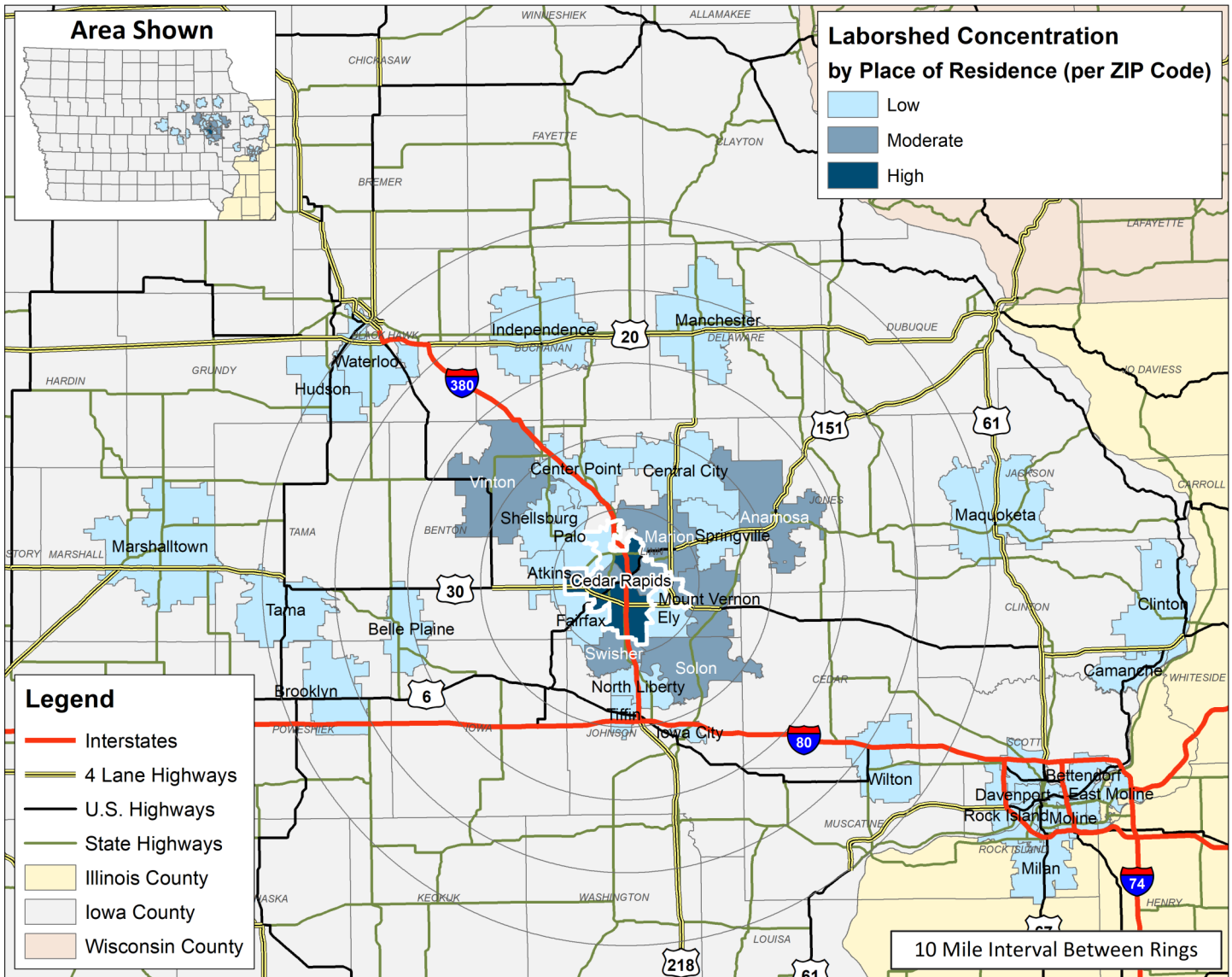
# LABOR CHARACTERISTICS

## ADVANCED MANUFACTURING



### CEDAR RAPIDS, IA LABORSHED AREA

**CONCENTRATION OF RESPONDENTS WITHIN THE LABORSHED AREA WITH TRANSFERABLE EXPERIENCE/SKILLS BY PLACE OF RESIDENCE**



Workers who have transferable experience/skills in the industry are currently commuting an average of 17 miles one way for work. Those who are likely to change/accept employment are willing to commute an average of 30 miles one way for the right employment opportunity.

**FOR MORE INFORMATION REGARDING THE CEDAR RAPIDS, IA LABORSHED, CONTACT:**

# LABOR CHARACTERISTICS

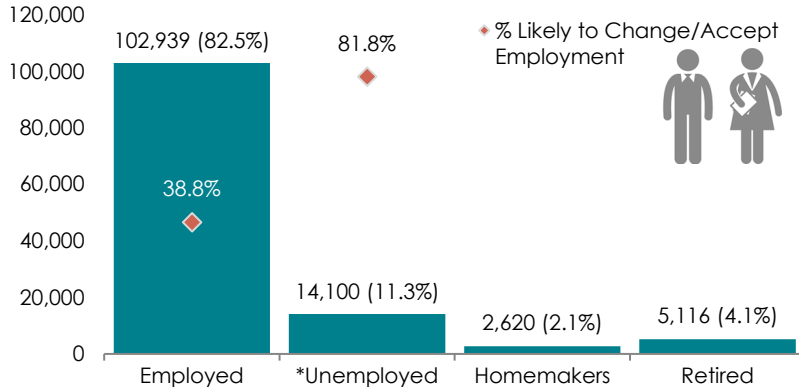


# ADVANCED MANUFACTURING

## ESTIMATED AVAILABLE LABOR PER OCCUPATIONAL CATEGORY:

- Assemblers & Fabricators, All Other - 5,146
- Bus & Truck Mechanics & Diesel Engine Specialists - 2,571
- Electrical & Electronic Engineering Technicians - 1,284
- Electricians - 5,144
- Engineering Technicians, Except Drafters, All Other - 1,285
- Engineers, All Other - 10,291
- Extruding & Drawing Machine Operators - 1,286
- Heavy & Tractor-Trailer Truck Drivers - 14,151
- Industrial Engineers - 2,570
- Industrial Production Managers - 3,858
- Industrial Truck & Tractor Operators - 2,574
- Inspectors, Testers, Sorters, Samplers, & Weighers - 3,860
- Installation, Maintenance, & Repair Workers - 15,436
- Laborers & Freight, Stock, & Material Movers, Hand - 6,433
- Light Truck or Delivery Services Drivers - 6,432
- Machinists - 2,573
- Mechanical Drafters - 1,283
- Multiple Machine Tool Operators - 1,287
- Packers & Packers, Hand - 1,290
- Production Workers, All Other - 15,437
- Supervisors of Mechanics, Installers, & Repairers - 6,431
- Supervisors of Production & Operating Workers - 5,145
- Team Assemblers - 2,572
- Water & Wastewater Treatment Plant & System Operators - 1,289
- Welders, Cutters, Solderers, & Brazers - 3,859
- Welding, Soldering, & Brazing Machine Operators - 1,288

## ESTIMATED TOTAL BY EMPLOYMENT STATUS (PERCENTAGE):



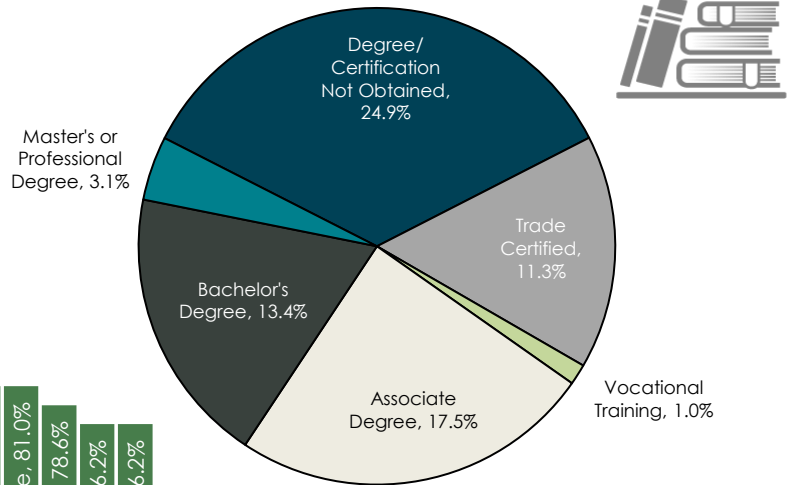
\*Employment status is self-identified by the survey respondent. The unemployment percentage does not reflect the unemployment rate published by the U.S. Bureau of Labor Statistics, which applies a stricter definition.

## EMPLOYMENT STATS:

- 72.2% paid an hourly wage
- 92.5% are/were employed full-time
- 7.5% are/were employed part-time
- 8.4% are/were self-employed
- 13.9% hold two or more jobs
- Currently working an average of 46 hours/week

## EDUCATIONAL LEVEL:

(71.2% HAVE AN EDUCATION BEYOND HIGH SCHOOL)



AN ESTIMATED TOTAL OF **124,775** PEOPLE IN THE LABORSHED AREA

## UNDEREMPLOYMENT (ESTIMATED):


- Low hours - 4.1% (458)
- Low income - 1.0% (112)
- Mismatch of skills - 10.3%
- Total - 13.4% (1,496)

(Individuals counted only once when estimating Total Underemployment.)

## CURRENT BENEFITS:



## DESIRED BENEFITS:



## TOP JOB SEARCH RESOURCES:

(For those seeking employment opportunities, by use.)

- Internet - 75.3%
  - [www.indeed.com](http://www.indeed.com)
  - [www.linkedin.com](http://www.linkedin.com)
- Networking through friends, family or acquaintances - 45.2%
- IowaWORKS Centers - 31.2%
- Private Employment Services - 18.3%



# LABOR CHARACTERISTICS



# ADVANCED MANUFACTURING

OCCUPATION	OCCUPATIONAL CODE	MEAN WAGE	ENTRY WAGE	EXPERIENCED WAGE	MEDIAN WAGE	MEAN ANNUAL SALARY
Adhesive Bonding Machine Operators and Tenders	51-9191	\$21.55	\$19.44	\$22.60	\$22.04	\$44,816
Architectural and Engineering Managers	11-9041	\$62.31	\$43.59	\$71.67	\$61.44	\$129,605
Chemical Engineers	17-2041	\$55.39	\$40.85	\$62.66	\$50.45	\$115,212
Chemical Equipment Operators and Tenders	51-9011	\$28.26	\$18.56	\$33.11	\$28.77	\$58,779
Computer Hardware Engineers	17-2061	\$45.96	\$27.28	\$55.30	\$45.90	\$95,592
Cooling and Freezing Equipment Operators and Tenders	51-9193	\$20.16	\$16.32	\$22.07	\$18.71	\$41,925
Crushing, Grinding, and Polishing Machine Setters, Operators, and Tenders	51-9021	\$19.88	\$15.99	\$21.82	\$20.37	\$41,347
Cutting and Slicing Machine Setters, Operators, and Tenders	51-9032	\$17.53	\$13.13	\$19.74	\$17.33	\$36,472
Drilling and Boring Machine Tool Setters, Operators, and Tenders, Metal and Plastic	51-4032	\$26.89	\$14.20	\$33.23	\$22.73	\$55,933
Electrical and Electronic Engineering Technicians	17-3023	\$34.43	\$25.58	\$38.85	\$34.87	\$71,606
Electrical and Electronics Repairers, Commercial and Industrial Equipment	49-2094	\$29.63	\$25.61	\$31.64	\$29.75	\$61,629
Electrical Engineers	17-2071	\$50.57	\$36.28	\$57.71	\$49.28	\$105,180
Electricians	47-2111	\$27.95	\$17.69	\$33.09	\$27.18	\$58,146
Electro-Mechanical Technicians	17-3024	\$29.81	\$23.00	\$33.21	\$29.05	\$62,007
Electronic Equipment Installers and Repairers, Motor Vehicles	49-2096	\$15.79	\$11.17	\$18.10	\$17.12	\$32,842
Electronics Engineers, Except Computer	17-2072	\$44.03	\$33.65	\$49.21	\$42.24	\$91,573
Engineers, All Other	17-2199	\$41.36	\$28.26	\$47.91	\$38.29	\$86,021
Extruding and Drawing Machine Setters, Operators, and Tenders, Metal and Plastic	51-4021	\$23.19	\$14.06	\$27.76	\$26.11	\$48,242
First-Line Supervisors of Mechanics, Installers, and Repairers	49-1011	\$32.92	\$22.06	\$38.35	\$31.36	\$68,472
First-Line Supervisors of Production and Operating Workers	51-1011	\$30.36	\$20.03	\$35.53	\$28.68	\$63,158
Forging Machine Setters, Operators, and Tenders, Metal and Plastic	51-4022	\$17.40	\$15.65	\$18.27	\$17.60	\$36,184
Foundry Mold and Coremakers	51-4071	\$21.85	\$16.31	\$24.62	\$20.24	\$45,453
Furnace, Kiln, Oven, Drier, and Kettle Operators and Tenders	51-9051	\$18.86	\$14.95	\$20.81	\$18.50	\$39,226
Grinding and Polishing Workers, Hand	51-9022	\$17.93	\$13.14	\$20.33	\$17.47	\$37,297
Heat Treating Equipment Setters, Operators, and Tenders, Metal and Plastic	51-4191	\$17.38	\$14.13	\$19.01	\$17.34	\$36,158
Helpers--Production Workers	51-9198	\$16.78	\$13.04	\$18.66	\$16.69	\$34,913
Industrial Engineering Technicians	17-3026	\$29.35	\$19.89	\$34.09	\$24.96	\$61,056
Industrial Engineers	17-2112	\$41.77	\$31.05	\$47.13	\$39.14	\$86,879
Industrial Machinery Mechanics	49-9041	\$25.13	\$18.91	\$28.24	\$25.35	\$52,273
Industrial Production Managers	11-3051	\$50.38	\$33.56	\$58.80	\$46.44	\$104,796
Industrial Truck and Tractor Operators	53-7051	\$19.34	\$16.06	\$20.98	\$18.92	\$40,231
Inspectors, Testers, Sorters, Samplers, and Weighers	51-9061	\$22.78	\$15.94	\$26.20	\$21.92	\$47,377
Installation, Maintenance, and Repair Workers, All Other	49-9099	\$21.26	\$14.73	\$24.52	\$19.76	\$44,215
Machine Feeders and Offbearers	53-7063	\$21.81	\$14.55	\$25.45	\$20.07	\$45,372
Machinists	51-4041	\$21.31	\$16.00	\$23.96	\$20.93	\$44,323
Maintenance and Repair Workers, General	49-9071	\$21.04	\$13.87	\$24.62	\$20.55	\$43,757
Maintenance Workers, Machinery	49-9043	\$27.61	\$19.66	\$31.59	\$26.60	\$57,430
Material Moving Workers, All Other	53-7199	\$21.21	\$15.05	\$24.28	\$21.24	\$44,110
Materials Engineers	17-2131	\$45.93	\$33.31	\$52.24	\$43.63	\$95,538
Mechanical Drafters	17-3013	\$31.77	\$21.88	\$36.71	\$29.09	\$66,073
Mechanical Engineering Technicians	17-3027	\$28.20	\$20.56	\$32.02	\$27.64	\$58,656
Mechanical Engineers	17-2141	\$43.38	\$30.28	\$49.93	\$41.01	\$90,230
Metal Workers and Plastic Workers, All Other	51-4199	\$23.41	\$15.80	\$27.21	\$21.75	\$48,687
Metal-Refining Furnace Operators and Tenders	51-4051	\$21.17	\$16.94	\$23.28	\$19.94	\$44,023
Millwrights	49-9044	\$27.37	\$17.63	\$32.25	\$25.73	\$56,939
Mixing and Blending Machine Setters, Operators, and Tenders	51-9023	\$20.68	\$15.09	\$23.48	\$19.59	\$43,015
Multiple Machine Tool Setters, Operators, and Tenders, Metal and Plastic	51-4081	\$17.67	\$13.81	\$19.60	\$17.48	\$36,757
Plant and System Operators, All Other	51-8099	\$33.16	\$27.58	\$35.96	\$31.60	\$68,983
Pourers and Casters, Metal	51-4052	\$23.07	\$18.33	\$25.44	\$23.25	\$47,983
Production Workers, All Other	51-9199	\$15.17	\$9.91	\$17.80	\$14.80	\$31,561
Rolling Machine Setters, Operators, and Tenders, Metal and Plastic	51-4023	\$18.70	\$14.06	\$21.02	\$18.19	\$38,891
Separating, Filtering, Clarifying, Precipitating, and Still Machine Setters, Operators, and Tenders	51-9012	\$21.45	\$16.23	\$24.06	\$21.50	\$44,618
Structural Metal Fabricators and Fitters	51-2041	\$20.26	\$16.59	\$22.10	\$19.91	\$42,139
Tool and Die Makers	51-4111	\$26.26	\$20.79	\$29.00	\$26.72	\$54,626
Tool Grinders, Filers, and Sharpeners	51-4194	\$18.47	\$14.75	\$20.32	\$17.90	\$38,410
Water and Wastewater Treatment Plant and System Operators	51-8031	\$23.73	\$15.74	\$27.72	\$24.61	\$49,350
Welders, Cutters, Solderers, and Brazers	51-4121	\$20.17	\$15.78	\$22.37	\$19.79	\$41,954

The 2021 Iowa Wage data for the Cedar Rapids Laborshed area was produced by the Labor Force & Occupational Analysis Bureau to provide communities local information on wages by occupation. The source of the wage and employment data is based on the May 2020 OES estimates. Additional occupational wage and employment data can be found at [www.iowalmi.gov/laborshed](http://www.iowalmi.gov/laborshed).