

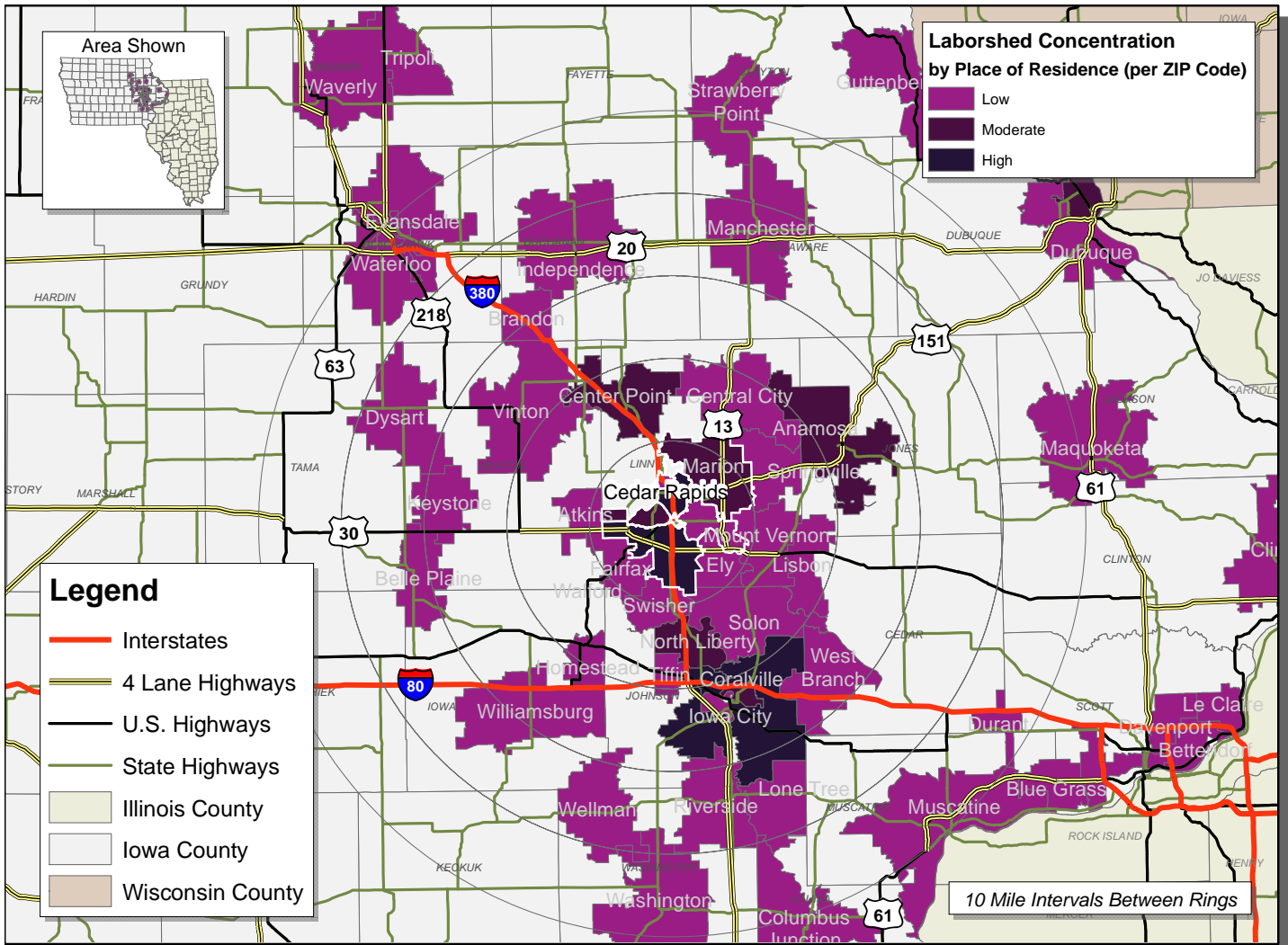
# LABOR CHARACTERISTICS

# FOOD PROCESSING



## CEDAR RAPIDS, IOWA LABORSHED AREA

CONCENTRATION OF RESPONDENTS WITHIN THE LABORSHED AREA  
WITH TRANSFERABLE EXPERIENCE/SKILLS BY PLACE OF RESIDENCE



Workers who have transferable experience/skills in the industry are currently commuting an average of 11 miles one way for work. Those who are likely to change/accept employment are willing to commute an average of 25 miles one way for the right employment opportunity.

FOR MORE INFORMATION REGARDING THE CEDAR RAPIDS LABORSHED, CONTACT:

# LABOR CHARACTERISTICS

## FOOD PROCESSING

### ESTIMATED AVAILABLE LABOR PER OCCUPATIONAL CATEGORY:

#### BUSINESS AND OPERATIONAL SUPPORT:

- Managers - 6,531
- Supervisors - 1,865
- Accountants and Auditors - 3,731
- Licensed Practical & Licensed Vocational Nurses - 930
- Office Support Workers - 6,529
- Office Clerks - 13,990
- Production, Planning, & Expediting Clerks - 1,862
- Registered Nurses - 15,856
- Sales Representatives - 2,797
- Secretaries - 9,327
- Shipping & Receiving Clerks - 3,732
- Stock Clerks & Order Fillers - 7,459

#### PRODUCTION:

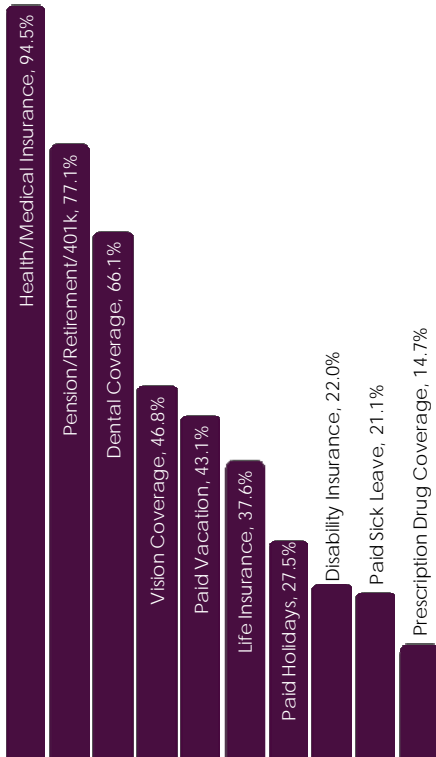
- Managers - 4,663
- Supervisors - 7,462
- Agriculture & Food Science Technicians - 933
- Bakers - 1,866
- Butchers & Meat Cutters - 929
- Dietitians & Nutritionists - 937
- Inspectors - 1,863
- Life, Physical, & Social Science Technicians - 1,867
- Maintenance and Repair Workers - 6,530
- Mechanical Engineers - 935
- Medical & Clinical Laboratory Technicians - 2,798
- Medical Scientists - 932
- Millwrights - 936
- Production Workers - 8,394
- Water & Liquid Waste Treatment Plant Operators - 1,864
- Weighers, Measurers, Checkers, & Samplers - 1,868

#### MATERIAL MOVERS:

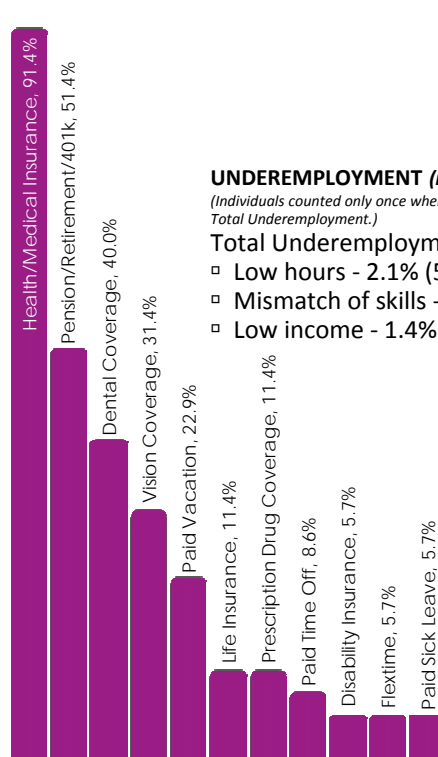
- Managers - 934
- Supervisors - 938
- Heavy & Tractor-Trailer Truck Drivers - 7,460
- Laborers and Material Movers, Hand - 3,733
- Light or Delivery Truck Drivers - 931

AN ESTIMATED TOTAL OF **133,373** PEOPLE IN THE LABORSHED AREA

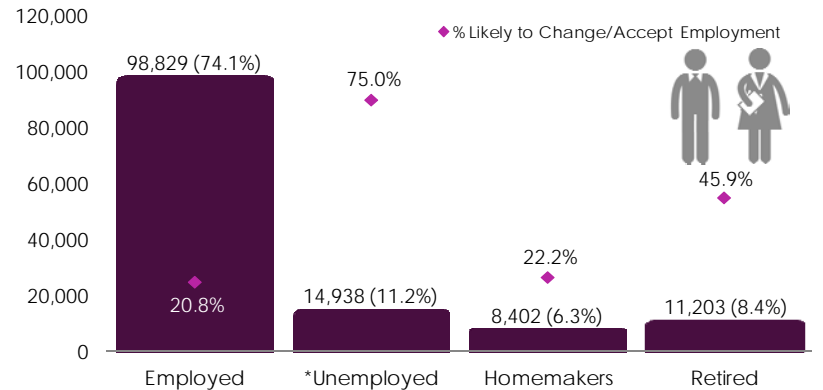
#### CURRENT BENEFITS:



#### DESIRED BENEFITS:



### ESTIMATED TOTAL BY EMPLOYMENT STATUS (PERCENTAGE):



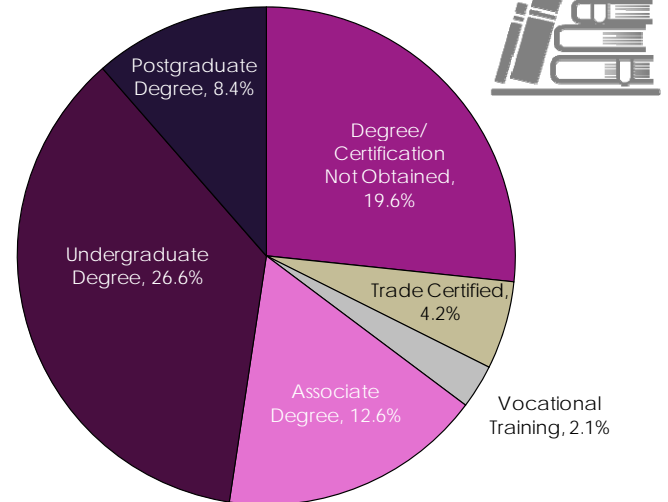
\*Employment status is self-identified by the survey respondent. The unemployment percentage does not reflect the unemployment rate published by the U.S. Bureau of Labor Statistics, which applies a stricter definition.

### EMPLOYMENT STATS:

- 63.6% paid an hourly wage
- 75.4% are/were employed full-time
- 14.8% are/were employed part-time
- 8.5% hold two or more jobs
- Currently working an average of 41 hours/week

### EDUCATIONAL LEVEL:

(73.5% HAVE AN EDUCATION BEYOND HIGH SCHOOL)



### UNDEREMPLOYMENT (ESTIMATED):

(Individuals counted only once when estimating Total Underemployment.)

- Total Underemployment - 4.9% (1,182)
- Low hours - 2.1% (506)
  - Mismatch of skills - 1.4% (338)
  - Low income - 1.4% (338)

### TOP JOB SEARCH RESOURCES:

(For those seeking employment opportunities, by use.)

- Internet - 63.0%
  - [www.monster.com](http://www.monster.com)
  - [www.indeed.com](http://www.indeed.com)
- Local/Regional Newspapers - 33.9%
  - *The Gazette* - Cedar Rapids
  - *Telegraph Herald* - Dubuque
- Networking through friends, family or acquaintances - 19.7%
- IowaWORKS Centers - 15.7%

### WORKPLACE FLEXIBILITY:

(by percent of interest)

- Cross-training - 75.0%
- Job teams - 72.5%
- Job sharing - 42.5%
- Varied shifts - 42.5%
- Seasonal work - 51.3%
- Temporary work - 51.3%

# LABOR CHARACTERISTICS - WAGES

## FOOD PROCESSING

OCCUPATION	OCCUPATIONAL CODE	MEAN WAGE	ENTRY WAGE	EXPERIENCED WAGE	MEDIAN WAGE	MEAN ANNUAL SALARY
Accountants and Auditors	13-2011	\$29.58	\$19.21	\$34.76	\$26.80	\$61,526
Agricultural and Food Science Technicians	19-4011	\$15.47	\$10.60	\$17.91	\$13.39	\$32,184
Agricultural Inspectors	45-2011	\$21.96	\$17.30	\$24.29	\$21.98	\$45,670
Bakers	51-3011	\$11.87	\$8.53	\$13.53	\$11.56	\$24,683
Bookkeeping, Accounting, and Auditing Clerks	43-3031	\$15.59	\$10.01	\$18.38	\$15.11	\$32,428
Butchers and Meat Cutters	51-3021	\$11.78	\$8.28	\$13.52	\$11.31	\$24,492
Buyers and Purchasing Agents, Farm Products	13-1021	\$30.09	\$17.54	\$36.37	\$29.14	\$62,596
Chemists	19-2031	\$34.06	\$22.43	\$39.88	\$33.55	\$70,847
Crushing, Grinding, and Polishing Machine Setters, Operators, and Tenders	51-9021	\$15.67	\$11.34	\$17.83	\$15.82	\$32,586
Cutters and Trimmers, Hand	51-9031	\$13.09	\$11.11	\$14.08	\$13.14	\$27,231
Cutting and Slicing Machine Setters, Operators, and Tenders	51-9032	\$16.03	\$13.21	\$17.44	\$16.40	\$33,341
Dietitians and Nutritionists	29-1031	\$25.26	\$20.10	\$27.84	\$25.04	\$52,540
Driver/Sales Workers	53-3031	\$13.04	\$8.17	\$15.48	\$10.13	\$27,130
First-Line Supervisors of Mechanics, Installers, and Repairers	49-1011	\$28.87	\$19.84	\$33.39	\$28.23	\$60,058
First-Line Supervisors of Non-Retail Sales Workers	41-1012	\$30.46	\$19.15	\$36.12	\$28.18	\$63,360
First-Line Supervisors of Production and Operating Workers	51-1011	\$26.52	\$17.66	\$30.95	\$24.72	\$55,163
First-Line Supervisors of Transportation and Material-Moving Machines	53-1031	\$24.86	\$16.94	\$28.82	\$23.60	\$51,702
Food and Tobacco Roasting, Baking, and Drying Machine Operators and Tenders	51-3091	\$16.03	\$10.48	\$18.81	\$14.71	\$33,343
Food Batchmakers	51-3092	\$16.63	\$11.75	\$19.08	\$15.60	\$34,598
Food Cooking Machine Operators and Tenders	51-3093	\$15.32	\$12.49	\$16.74	\$15.30	\$31,868
Food Processing Workers, All Other	51-3099	\$12.70	\$10.74	\$13.68	\$13.00	\$26,421
Food Scientists and Technologists	19-1012	\$30.37	\$17.80	\$36.65	\$30.97	\$63,167
Furnace, Kiln, Oven, Drier, and Kettle Operators and Tenders	51-9051	\$18.50	\$14.04	\$20.74	\$18.15	\$38,488
General and Operations Managers	11-1021	\$42.64	\$18.68	\$54.63	\$35.48	\$88,700
Graders and Sorters, Agricultural Products	45-2041	\$12.88	\$9.98	\$14.32	\$12.34	\$26,783
Health and Safety Engineers, Except Mining Safety Engineers and Inspectors	17-2111	\$40.44	\$28.78	\$46.27	\$39.63	\$84,110
Heavy and Tractor-Trailer Truck Drivers	53-3032	\$20.31	\$14.24	\$23.34	\$20.32	\$42,236
Industrial Production Managers	11-3051	\$41.48	\$27.08	\$48.68	\$39.13	\$86,288
Inspectors, Testers, Sorters, Samplers, and Weighers	51-9061	\$19.04	\$12.06	\$22.52	\$18.35	\$39,594
Installation, Maintenance, and Repair Workers, All Other	49-9099	\$19.97	\$12.94	\$23.49	\$18.82	\$41,540
Laborers and Freight, Stock, and Material Movers, Hand	53-7062	\$13.82	\$9.53	\$15.97	\$12.95	\$28,748
Licensed Practical and Licensed Vocational Nurses	29-2061	\$18.68	\$15.57	\$20.24	\$18.37	\$38,864
Life, Physical, and Social Science Technicians, All Other	19-4099	\$19.01	\$10.07	\$23.48	\$16.96	\$39,538
Light Truck or Delivery Services Drivers	53-3033	\$15.49	\$9.31	\$18.58	\$13.70	\$32,216
Machine Feeders and Offbearers	53-7063	\$15.08	\$10.49	\$17.38	\$14.67	\$31,366
Maintenance Workers, Machinery	49-9043	\$21.00	\$15.44	\$23.78	\$20.84	\$43,673
Meat, Poultry, and Fish Cutters and Trimmers	51-3022	\$14.06	\$12.63	\$14.77	\$13.85	\$29,237
Mechanical Engineers	17-2141	\$35.55	\$25.07	\$40.79	\$34.63	\$73,942
Medical and Clinical Laboratory Technicians	29-2012	\$19.52	\$14.30	\$22.14	\$19.38	\$40,610
Medical and Clinical Laboratory Technologists	29-2011	\$26.06	\$19.76	\$29.22	\$26.11	\$54,210
Millwrights	49-9044	\$22.99	\$18.12	\$25.42	\$22.28	\$47,814
Mixing and Blending Machine Setters, Operators, and Tenders	51-9023	\$18.93	\$12.90	\$21.95	\$18.46	\$39,380
Office and Administrative Support Workers, All Other	43-9199	\$16.37	\$10.27	\$19.42	\$15.82	\$34,052
Office Clerks, General	43-9061	\$15.31	\$10.17	\$17.88	\$14.71	\$31,850
Order Clerks	43-4151	\$16.91	\$9.27	\$20.73	\$17.17	\$35,167
Packaging and Filling Machine Operators and Tenders	51-9111	\$15.32	\$10.49	\$17.74	\$13.97	\$31,873
Packers and Packers, Hand	53-7064	\$9.92	\$8.20	\$10.78	\$8.99	\$20,638
Production Workers, All Other	51-9199	\$15.71	\$10.91	\$18.11	\$15.79	\$32,683
Production, Planning, and Expediting Clerks	43-5061	\$20.21	\$13.82	\$23.41	\$19.78	\$42,037
Registered Nurses	29-1141	\$26.29	\$19.97	\$29.45	\$26.05	\$54,685
Sales Representatives, Wholesale and Manufacturing, Except Technical and Scientific Products	41-4012	\$30.11	\$15.80	\$37.27	\$25.82	\$62,628
Secretaries and Administrative Assistants, Except Legal, Medical, and Executive	43-6014	\$15.02	\$10.33	\$17.36	\$14.34	\$31,232
Separating, Filtering, Clarifying, Precipitating, and Still Machine Setters, Operators, and Tenders	51-9012	\$21.56	\$12.72	\$25.98	\$17.65	\$44,844
Shipping, Receiving, and Traffic Clerks	43-5071	\$14.89	\$10.66	\$17.01	\$14.47	\$30,974
Slaughterers and Meat Packers	51-3023	\$14.18	\$12.49	\$15.03	\$14.00	\$29,504
Stock Clerks and Order Fillers	43-5081	\$11.70	\$8.18	\$13.46	\$10.70	\$24,340
Transportation, Storage, and Distribution Managers	11-3071	\$35.96	\$22.06	\$42.91	\$33.79	\$74,797
Water and Wastewater Treatment Plant and System Operators	51-8031	\$21.53	\$13.34	\$25.63	\$22.45	\$44,790
Wholesale and Retail Buyers, Except Farm Products	13-1022	\$24.74	\$16.92	\$28.64	\$24.06	\$51,454

The 2014 Iowa Wage data for the Cedar Rapids Laborshed area was produced by the Labor Force & Occupational Analysis Bureau to provide communities local information on wages by occupation. The source of the wage and employment data is based on the May 2013 OES estimates. Additional occupational wage and employment data can be found at <http://iwin.iwd.state.ia.us/iowa/OlmisZine>.