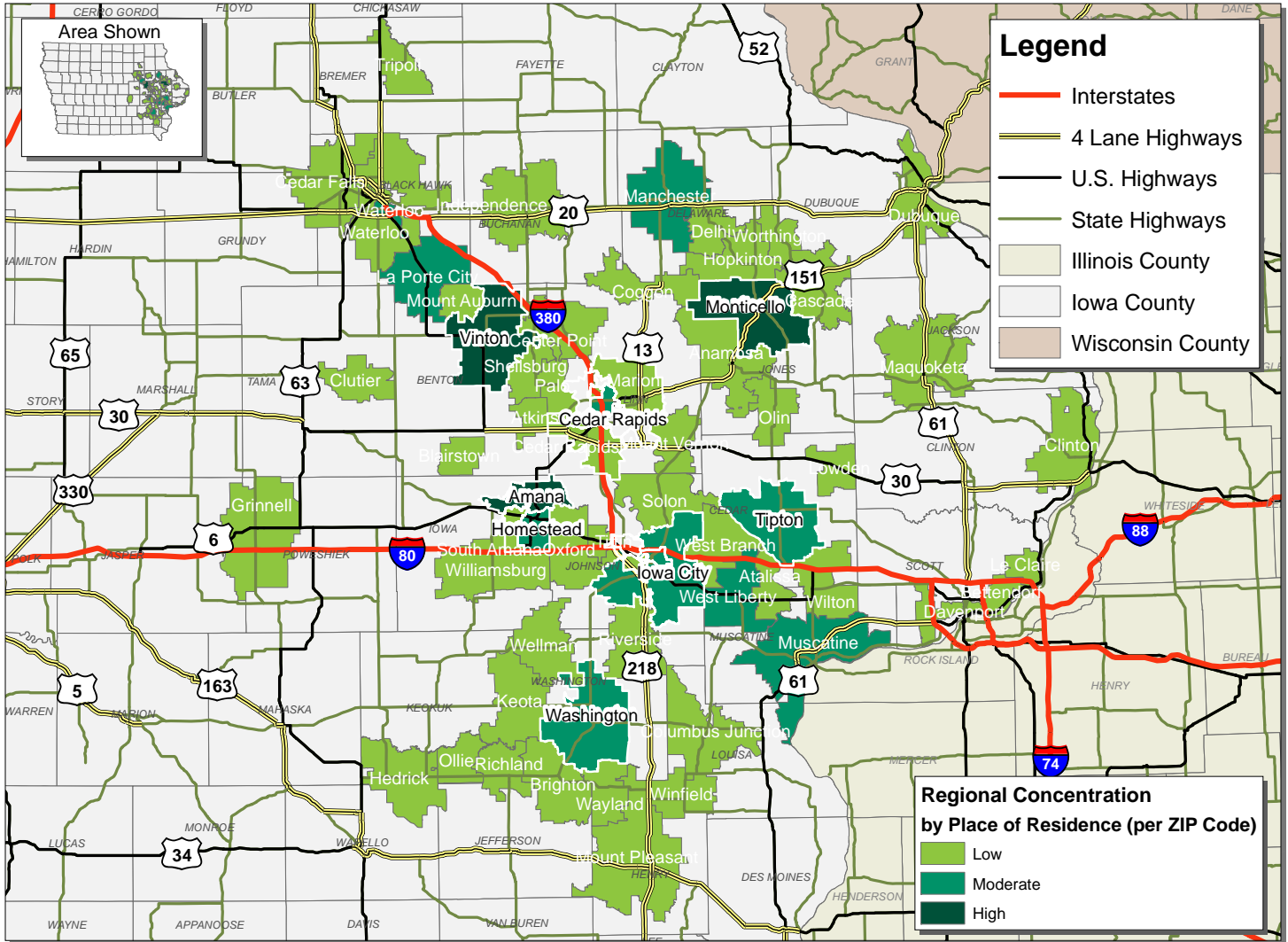


# LABOR CHARACTERISTICS PRODUCTION



## CREATIVE CORRIDOR REGIONAL LABORSHED AREA

CONCENTRATION OF RESPONDENTS WITHIN THE LABORSHED AREA  
WITH TRANSFERABLE EXPERIENCE/SKILLS BY PLACE OF RESIDENCE



Workers who have transferable experience/skills in the industry are currently commuting an average of 14 miles one way for work. Those who are likely to change/accept employment are willing to commute an average of 24 miles one way for the right employment opportunity.



FOR MORE INFORMATION REGARDING THE CREATIVE CORRIDOR REGIONAL LABORSHED, CONTACT:



**Cedar Rapids Metro Alliance**  
501 First Street SE  
Cedar Rapids, IA 52401  
(319) 730-1425  
Email: [bcrowe@cedarrapids.org](mailto:bcrowe@cedarrapids.org)

**Iowa City Area Development Group**  
316 E Court Street  
Iowa City, IA 52240  
(319) 354-3939  
Email: [dwilliamson@icadgroup.com](mailto:dwilliamson@icadgroup.com)  
[mnlte@icadgroup.com](mailto:mnlte@icadgroup.com)

[iowascreativecorridor.com](http://iowascreativecorridor.com)

# LABOR CHARACTERISTICS



# PRODUCTION

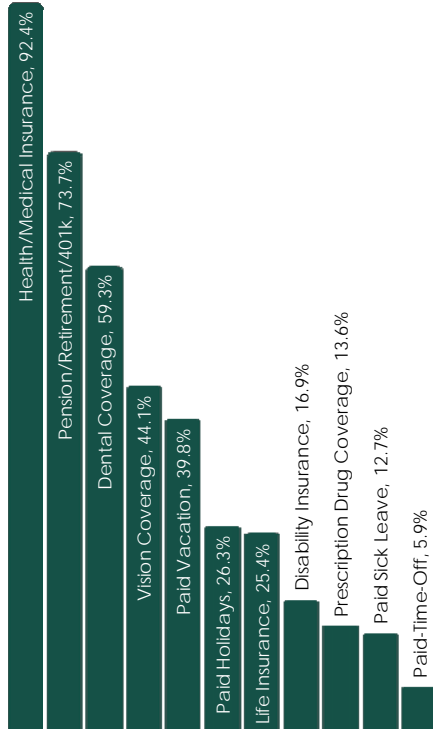
## ESTIMATED AVAILABLE LABOR PER OCCUPATIONAL CATEGORY:

### PRODUCTION & MATERIAL MOVERS:

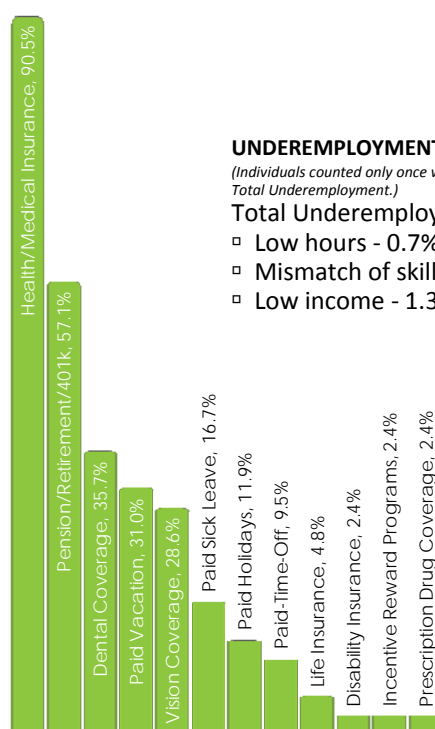
- Supervisors - 4,133
- Assemblers & Fabricators - 5,636
- Bakers - 1,128
- Butchers & Meat Cutters - 1,126
- Cabinetmakers & Bench Carpenters - 751
- Cleaning, Washing, & Metal Pickling Equipment Operators - 376
- Cutting & Slicing Machine Operators - 370
- Cutting, Punching, & Press Machine Operators - 1,502
- Dental Laboratory Technicians - 382
- Electrical & Electronic Equipment Assemblers - 371
- Food Batchmakers - 368
- Furniture Finishers - 380
- Inspectors, Testers, Sorters, Samplers, & Weighers - 3,757
- Laundry & Dry-Cleaning Workers - 749
- Machinists - 3,006
- Meat, Poultry, & Fish Cutters & Trimmers - 373
- Medical Appliance Technicians - 754
- Mixing & Blending Machine Operators - 379
- Multiple Machine Operators - 8,266
- Packaging & Filling Machine Operators - 750
- Plant & System Operators, All Other - 383
- Power Distributors & Dispatchers - 372
- Power Plant Operators - 367
- Print Binding & Finishing Workers - 377
- Printing Press Operators - 385
- Production Workers - 15,029
- Sawing Machine Operators - 374
- Separating, Filtering, Clarifying, Precipitating, & Still Machine Operators - 381
- Sewers, Hand - 378
- Sewing Machine Operators - 369
- Structural Metal Fabricators & Fitters - 375
- Team Assemblers - 753
- Upholsterers - 384
- Water & Liquid Waste Treatment Plant & System Operators - 1,127
- Welding, Soldering, & Brazing Machine Operators - 748
- Woodworkers, All Other - 752

AN ESTIMATED TOTAL OF **57,111** PEOPLE  
IN THE LABORSHED AREA

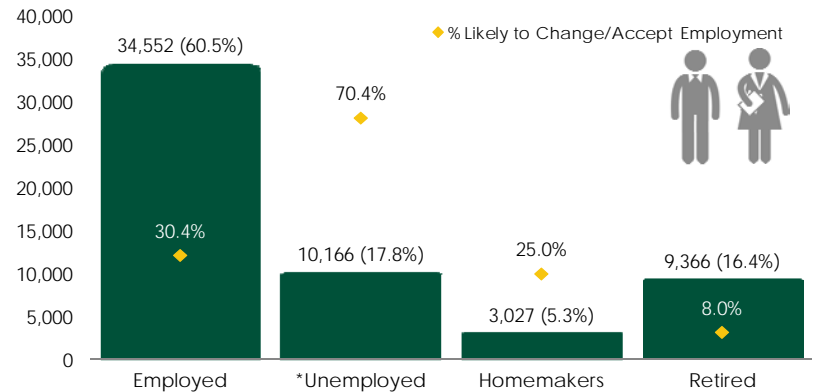
### CURRENT BENEFITS:



### DESIRED BENEFITS:



## ESTIMATED TOTAL BY EMPLOYMENT STATUS (PERCENTAGE):



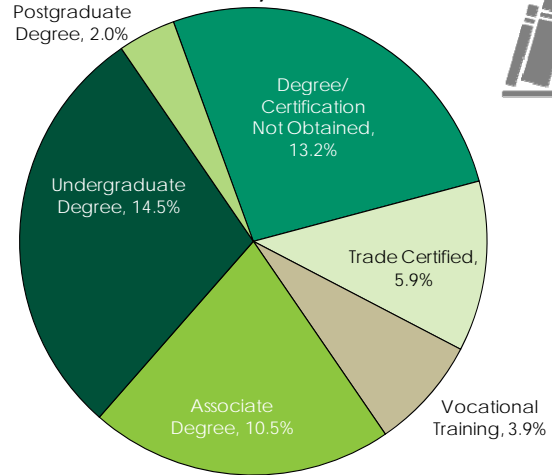
\*Employment status is self-identified by the survey respondent. The unemployment percentage does not reflect the unemployment rate published by the U.S. Bureau of Labor Statistics, which applies a stricter definition.

### EMPLOYMENT STATS:

- 88.5% paid an hourly wage
- 81.6% are/were employed full-time
- 9.9% are/were employed part-time
- 5.3% are/were seasonal/temporary
- 14.3% hold two or more jobs
- Currently working an average of 43 hours/week

### EDUCATIONAL LEVEL:

(50.0% HAVE AN EDUCATION BEYOND HIGH SCHOOL)



### UNDEREMPLOYMENT:

(Individuals counted only once when estimating Total Underemployment.)

Total Underemployment - 4.6%

- Low hours - 0.7%
- Mismatch of skills - 2.6%
- Low income - 1.3%

### TOP JOB SEARCH RESOURCES:

(For those seeking employment opportunities, by use.)

- Internet - 57.1%
  - [www.corridorcareers.com](http://www.corridorcareers.com)
  - [www.iowajobs.org](http://www.iowajobs.org)
  - [www.monster.com](http://www.monster.com)
- Local/Regional Newspapers - 37.6%
  - *The Gazette* - Cedar Rapids
- IowaWORKS Centers - 21.8%
- Networking through friends, family or acquaintances - 13.5%



### WORKPLACE FLEXIBILITY:

(by percent of interest)

- Cross-training - 78.8%
- Job teams - 71.2%
- Job sharing - 42.3%
- Varied shifts - 40.4%
- Temporary work - 45.3%
- Seasonal work - 35.2%



# LABOR CHARACTERISTICS - WAGES

## PRODUCTION

OCCUPATION	OCCUPATIONAL CODE	MEAN WAGE	ENTRY WAGE	EXPERIENCED WAGE	MEDIAN WAGE	MEAN ANNUAL SALARY
Assemblers and Fabricators, All Other	51-2099	\$ 15.75	\$ 9.78	\$ 18.73	\$ 13.72	\$ 32,752
Chemical Equipment Operators and Tenders	51-9011	\$ 20.56	\$ 15.33	\$ 23.18	\$ 19.65	\$ 42,772
Cleaning, Washing, and Metal Pickling Equipment Operators and Tenders	51-9192	\$ 15.77	\$ 11.85	\$ 17.73	\$ 15.39	\$ 32,810
Coating, Painting, and Spraying Machine Setters, Operators, and Tenders	51-9121	\$ 14.84	\$ 11.49	\$ 16.52	\$ 14.31	\$ 30,871
Computer Numerically Controlled Machine Tool Programmers, Metal and Plastic	51-4012	\$ 22.14	\$ 16.20	\$ 25.11	\$ 21.76	\$ 46,055
Computer-Controlled Machine Tool Operators, Metal and Plastic	51-4011	\$ 17.59	\$ 15.07	\$ 18.85	\$ 17.39	\$ 36,591
Crushing, Grinding, and Polishing Machine Setters, Operators, and Tenders	51-9021	\$ 15.64	\$ 11.33	\$ 17.80	\$ 15.81	\$ 32,536
Cutting and Slicing Machine Setters, Operators, and Tenders	51-9032	\$ 15.49	\$ 12.16	\$ 17.16	\$ 15.86	\$ 32,223
Cutting, Punching, and Press Machine Setters, Operators, and Tenders, Metal and Plastic	51-4031	\$ 16.60	\$ 13.60	\$ 18.11	\$ 16.82	\$ 34,537
Drilling and Boring Machine Tool Setters, Operators, and Tenders, Metal and Plastic	51-4032	\$ 17.10	\$ 13.93	\$ 18.69	\$ 16.93	\$ 35,573
Electrical and Electronic Equipment Assemblers	51-2022	\$ 18.95	\$ 13.45	\$ 21.70	\$ 20.09	\$ 39,419
Engine and Other Machine Assemblers	51-2031	\$ 17.85	\$ 15.43	\$ 19.06	\$ 17.38	\$ 37,123
Extruding and Drawing Machine Setters, Operators, and Tenders, Metal and Plastic	51-4021	\$ 15.41	\$ 11.28	\$ 17.47	\$ 14.71	\$ 32,052
Extruding, Forming, Pressing, and Compacting Machine Setters, Operators, and Tenders	51-9041	\$ 17.95	\$ 13.22	\$ 20.32	\$ 18.87	\$ 37,341
First-Line Supervisors of Production and Operating Workers	51-1011	\$ 26.36	\$ 17.59	\$ 30.74	\$ 24.60	\$ 54,827
Food Cooking Machine Operators and Tenders	51-3093	\$ 15.00	\$ 12.40	\$ 16.30	\$ 14.83	\$ 31,196
Food Processing Workers, All Other	51-3099	\$ 12.83	\$ 11.05	\$ 13.72	\$ 13.09	\$ 26,680
Foundry Mold and Coremakers	51-4071	\$ 19.47	\$ 12.88	\$ 22.76	\$ 19.86	\$ 40,495
Furnace, Kiln, Oven, Drier, and Kettle Operators and Tenders	51-9051	\$ 18.50	\$ 14.04	\$ 20.74	\$ 18.15	\$ 38,488
Heat Treating Equipment Setters, Operators, and Tenders, Metal and Plastic	51-4191	\$ 16.48	\$ 11.36	\$ 19.04	\$ 16.37	\$ 34,273
Helpers--Production Workers	51-9198	\$ 13.89	\$ 10.05	\$ 15.81	\$ 13.46	\$ 28,884
Inspectors, Testers, Sorters, Samplers, and Weighers	51-9061	\$ 18.58	\$ 11.81	\$ 21.96	\$ 17.73	\$ 38,639
Machinists	51-4041	\$ 19.48	\$ 14.60	\$ 21.92	\$ 18.64	\$ 40,515
Metal Workers and Plastic Workers, All Other	51-4199	\$ 20.00	\$ 14.56	\$ 22.72	\$ 18.12	\$ 41,604
Milling and Planing Machine Setters, Operators, and Tenders, Metal and Plastic	51-4035	\$ 18.59	\$ 14.30	\$ 20.73	\$ 18.66	\$ 38,663
Mixing and Blending Machine Setters, Operators, and Tenders	51-9023	\$ 18.84	\$ 12.87	\$ 21.83	\$ 18.25	\$ 39,195
Molding, Coremaking, and Casting Machine Setters, Operators, and Tenders, Metal and Plastic	51-4072	\$ 14.55	\$ 9.54	\$ 17.05	\$ 13.74	\$ 30,265
Multiple Machine Tool Setters, Operators, and Tenders, Metal and Plastic	51-4081	\$ 16.00	\$ 12.02	\$ 17.98	\$ 15.63	\$ 33,271
Painters, Transportation Equipment	51-9122	\$ 17.50	\$ 13.72	\$ 19.40	\$ 16.82	\$ 36,406
Painting, Coating, and Decorating Workers	51-9123	\$ 13.13	\$ 8.06	\$ 15.67	\$ 13.61	\$ 27,309
Paper Goods Machine Setters, Operators, and Tenders	51-9196	\$ 21.57	\$ 13.64	\$ 25.54	\$ 21.31	\$ 44,867
Plating and Coating Machine Setters, Operators, and Tenders, Metal and Plastic	51-4193	\$ 12.70	\$ 8.60	\$ 14.76	\$ 11.91	\$ 26,426
Pourers and Casters, Metal	51-4052	\$ 17.19	\$ 11.60	\$ 19.98	\$ 16.19	\$ 35,754
Prepress Technicians and Workers	51-5111	\$ 14.65	\$ 8.56	\$ 17.70	\$ 14.46	\$ 30,477
Pressers, Textile, Garment, and Related Materials	51-6021	\$ 9.28	\$ 8.22	\$ 9.81	\$ 9.05	\$ 19,306
Print Binding and Finishing Workers	51-5113	\$ 15.02	\$ 11.62	\$ 16.72	\$ 14.44	\$ 31,249
Production Workers, All Other	51-9199	\$ 14.44	\$ 10.10	\$ 16.61	\$ 13.99	\$ 30,035
Rolling Machine Setters, Operators, and Tenders, Metal and Plastic	51-4023	\$ 20.29	\$ 14.12	\$ 23.37	\$ 19.82	\$ 42,199
Sawing Machine Setters, Operators, and Tenders, Wood	51-7041	\$ 13.61	\$ 9.87	\$ 15.47	\$ 13.25	\$ 28,300
Separating, Filtering, Clarifying, Precipitating, and Still Machine Setters, Operators, and Tenders	51-9012	\$ 21.41	\$ 12.54	\$ 25.85	\$ 17.56	\$ 44,539
Sewing Machine Operators	51-6031	\$ 11.92	\$ 9.10	\$ 13.33	\$ 12.25	\$ 24,801
Stationary Engineers and Boiler Operators	51-8021	\$ 25.10	\$ 19.34	\$ 27.98	\$ 25.79	\$ 52,200
Structural Metal Fabricators and Fitters	51-2041	\$ 18.20	\$ 15.26	\$ 19.67	\$ 17.97	\$ 37,850
Team Assemblers	51-2092	\$ 15.73	\$ 11.67	\$ 17.76	\$ 15.73	\$ 32,723
Tool and Die Makers	51-4111	\$ 23.07	\$ 18.30	\$ 25.46	\$ 23.65	\$ 47,994
Tool Grinders, Filers, and Sharpeners	51-4194	\$ 18.75	\$ 12.52	\$ 21.87	\$ 19.19	\$ 39,001
Water and Wastewater Treatment Plant and System Operators	51-8031	\$ 20.77	\$ 13.38	\$ 24.46	\$ 20.98	\$ 43,195
Welders, Cutters, Solderers, and Brazers	51-4121	\$ 17.94	\$ 14.19	\$ 19.82	\$ 17.64	\$ 37,314
Welding, Soldering, and Brazing Machine Setters, Operators, and Tenders	51-4122	\$ 16.31	\$ 12.26	\$ 18.34	\$ 16.73	\$ 33,934
Woodworking Machine Setters, Operators, and Tenders, Except Sawing	51-7042	\$ 13.02	\$ 10.11	\$ 14.47	\$ 12.91	\$ 27,074

The 2015 Iowa Wage data for the Creative Corridor Regional Laborshed area was produced by the Labor Force & Occupational Analysis Bureau to provide communities local information on wages by occupation. The source of the wage and employment data is based on the May 2014 OES estimates. Additional occupational wage and employment data can be found at <https://www.iowaworkforcedevelopment.gov/occupational-employment-and-wages>.